
















# High Performance Computing (HPC) Survey






1. Choose the category that best describes you			
		Response Percent	Response Count
Undergraduate		8.1%	7
Taught Post-Graduate		2.3%	2
<b>Research Post-Graduate</b>		<b>34.9%</b>	30
Academic Staff		24.4%	21
Support Staff		3.5%	3
Administrative Staff		0.0%	0
Research Staff		24.4%	21
Other (please specify)		2.3%	2
		<b>answered question</b>	<b>86</b>
		<b>skipped question</b>	<b>0</b>





2. What operating system do you use on your (home or work) computer to access the High Performance Computing Facilities (HPC) - (tick all that apply)			
		Response Percent	Response Count
Linux		43.0%	37
<b>Windows XP</b>		<b>70.9%</b>	61
Windows Vista		7.0%	6
Apple Mac OS X		19.8%	17
Don't have my own computer		0.0%	0
Don't use HPC facilities		2.3%	2
Other (please specify)		1.2%	1
		<b>answered question</b>	<b>86</b>
		<b>skipped question</b>	<b>0</b>

3. How often do you use the University High Performance Computing (HPC) Facilities?			
		Response Percent	Response Count
Daily		26.7%	23
<b>Weekly</b>		<b>27.9%</b>	24
Monthly		18.6%	16
Rarely		22.1%	19
Once		1.2%	1
Never		3.5%	3
<b>answered question</b>			<b>86</b>
<b>skipped question</b>			<b>0</b>






4. Which HPC facility do you use? (tick all that apply)			
		Response Percent	Response Count
Software packages provided by my department		27.5%	22
<b>Software packages provided by CiCS</b>		<b>66.3%</b>	53
Open Source software I install myself		26.3%	21
Inhouse Applications provided by department or collaboration		8.8%	7
I write my own applications		52.5%	42
Other (please specify)		3.8%	3
<b>answered question</b>			<b>80</b>
<b>skipped question</b>			<b>6</b>

5. Do you use the HPC facilities for:			
		Response Percent	Response Count
Batch Jobs		26.3%	21
Interactive jobs		18.8%	15
<b>Both</b>		<b>55.0%</b>	44
<i>answered question</i>			<b>80</b>
<i>skipped question</i>			<b>6</b>

6. Where do you use the HPC facilities?			
		Response Percent	Response Count
Labs/class rooms		21.3%	17
<b>Own office on campus</b>		<b>78.8%</b>	63
Other places on campus		2.5%	2
Home		52.5%	42
Other (please specify)		5.0%	4
<i>answered question</i>			<b>80</b>
<i>skipped question</i>			<b>6</b>

7. Could you carry out your work/research without the University HPC facilities?			
		Response Percent	Response Count
Yes		28.8%	23
<b>No</b>		<b>45.0%</b>	36
Don't know		7.5%	6
Other (please specify)		18.8%	15
<i>answered question</i>			<b>80</b>
<i>skipped question</i>			<b>6</b>

8. Are you aware of other HPC Facilities?			
	Yes	No	Response Count
HPCX	30.0% (21)	<b>70.0% (49)</b>	70
White Rose Grid	<b>91.4% (74)</b>	8.6% (7)	81
National Grid Service	<b>50.7% (35)</b>	49.3% (34)	69
		Other (please specify)	3
	<b>answered question</b>		<b>82</b>
	<b>skipped question</b>		<b>4</b>

9. If you used other HPC facilities which would you choose?			
		Response Percent	Response Count
HPCX		8.5%	7
White Rose Grid		28.0%	23
National Grid Service		4.9%	4
<b>Not Applicable</b>		<b>46.3%</b>	38
Other (please specify)		12.2%	10
	<b>answered question</b>		<b>82</b>
	<b>skipped question</b>		<b>4</b>



10. On the whole you are satisfied with the University HPC facilities provided by CiCS?							
	Very Satisfied	Satisfied	Neither Satisfied nor Disatisfied	Disatisfied	Very Disatisfied	Rating Average	Response Count
Satisfaction with HPC	15.0% (12)	<b>51.3% (41)</b>	28.8% (23)	5.0% (4)	0.0% (0)	2.24	80
	Please give details						23
	<b>answered question</b>						<b>80</b>
	<b>skipped question</b>						<b>6</b>






11. What do you feel could be improved (tick all that apply)			Response Percent	Response Count
Storage Capacity			38.2%	29
<b>Processing Power</b>			<b>52.6%</b>	40
Access			19.7%	15
Interconnect for parallel computation			26.3%	20
Documentation			32.9%	25
Support			26.3%	20
Not applicable			14.5%	11
Other (please specify)			17.1%	13
		<b>answered question</b>		<b>76</b>
		<b>skipped question</b>		<b>10</b>

12. Please tell us more about any improvements you want		Response Count
		21
	<b>answered question</b>	<b>21</b>
	<b>skipped question</b>	<b>65</b>






13. Are you satisfied with the amount of system availability in the past year?			Response Percent	Response Count
Yes			90.9%	70
No			9.1%	7
		<b>answered question</b>		<b>77</b>
		<b>skipped question</b>		<b>9</b>

14. What problems were there with system availability and how did they affect you?		
		Response Count
		18
<i>answered question</i>		<b>18</b>
<i>skipped question</i>		<b>68</b>









15. Were you informed of system downtime in a timely and appropriate manner?			
		Response Percent	Response Count
Yes		84.9%	62
No		15.1%	11
<i>answered question</i>			<b>73</b>
<i>skipped question</i>			<b>13</b>

16. How do you prefer to be informed about system downtime? (tick all that apply)			
		Response Percent	Response Count
Email		89.7%	70
Notice on HPC webpages		11.5%	9
CiCS Service Status page		12.8%	10
Message of the day within ICEBERG		34.6%	27
Other (please specify)		5.1%	4
<i>answered question</i>			<b>78</b>
<i>skipped question</i>			<b>8</b>

17. How would you like to receive advice and assistance regarding the HPC facilities? (tick all that apply)

		Response Percent	Response Count
CiCS Helpdesk		51.3%	39
<b>Named Technical contact</b>		<b>56.6%</b>	43
HPC online forum		25.0%	19
Email list		39.5%	30
Website		50.0%	38
Other (please specify)		0.0%	0
		<b>answered question</b>	<b>76</b>
		<b>skipped question</b>	<b>10</b>

18. How would you like to participate in the ongoing development of the HPC facilities? (tick all that apply)

		Response Percent	Response Count
Attend planning meetings		18.2%	14
Online forum		26.0%	20
Questionnaires		20.8%	16
Through a named contact in CiCS		22.1%	17
<b>Email list</b>		<b>36.4%</b>	28
MUSE Group		14.3%	11
Not applicable/Do not want to participate		27.3%	21
Other (please specify)		5.2%	4
		<b>answered question</b>	<b>77</b>
		<b>skipped question</b>	<b>9</b>

19. Thank you for filling in the HPC service review questionnaire. We will put the results of this questionnaire on our website. Please tell us anything else you want to feedback about the HPC facilities.

		Response Count
		6
	<i>answered question</i>	6
	<i>skipped question</i>	80